



## EIGHT ADVANTAGES

We select only the finest raw materials, carefully sourced either locally or imported from Europe and other parts of the world. These premium resources are then processed using advanced technologies and proprietary manufacturing techniques to create CYBERCELL sintered stone of exceptional quality and durability. Our versatile designs seamlessly enhance a wide range of spaces, from kitchens, bathrooms, and living rooms to stairs, bedrooms, and much more, offering stylish and functional solutions for every area of your home.



### OMNIPOTENT APPLICATION

By pushing the boundaries of application, DesignThai has evolved from offering decorative materials to providing advanced applied materials. Our design, processing, and application processes are now more diverse and extensive, allowing us to meet the demanding standards of high-end applications across a wide range of industries and projects.



### FOOD SAFETY

It can be in direct contact with food, 100% recyclable, non-toxic and non-radioactive. Human sustainable development, health and environmental protection.



### ANTI-POLLUTION

It has a water absorption rate of 1/1000, stains cannot penetrate, and it is sterile.



### EASY TO CLEAN

It only needs to be wiped with a damp towel to clean up. No special maintenance requirements, and the cleaning is simple and fast.



### FLEXIBLE CUSTOMIZATION

The texture of sintered stone is rich and varied, which can be customized according to the user's needs.



### HIGH TEMPERATURE

Direct contact with high-temperature objects will not deform, and A1 grade high-temperature sintered stone will not produce any physical changes (shrinkage, cracking, discoloration) when it encounters a temperature of 2000\* C, nor will it emit any gas odor.



### SCRATCH RESISTANT

Mohs hardness up to 5



### CORROSION RESISTANCE

Resistant to various chemicals, including solutions, disinfectants, etc.

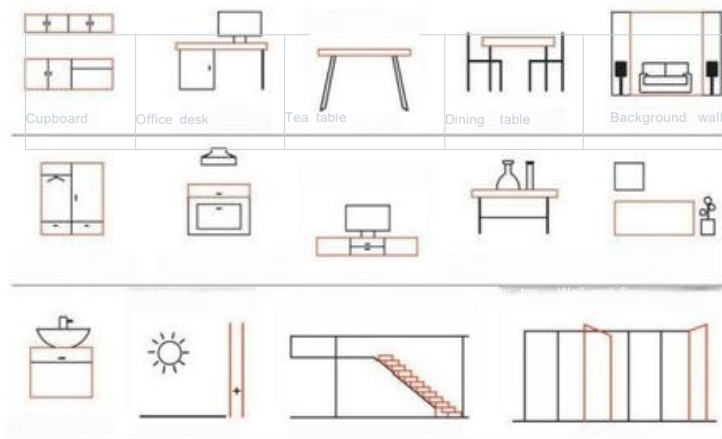
## Touching every corner of your world, our ideals are unstoppable

Just like the wind that cannot be contained. Ever-changing and dynamic, our designs resemble a Rubik's Cube, transforming concrete space into intricate geometric forms through the relationships between simple elements such as points, lines, surfaces, and angles.

By exploring various arrangements and combinations, we create multiple possibilities that spark curiosity and inspire a desire to discover more. Our approach continually engages and captivates, inviting you to explore new dimensions of design and innovation.



### SINTERED STONE





# BRIGHT FACED ROCK SLAB



DesignThai's exclusive collections go beyond mere materials—they embody artistry, innovation, and sophisticated design. Each piece is carefully conceived to enhance and transform your space with a seamless blend of modern elegance and timeless beauty. Our designs focus on creating aesthetic harmony, incorporating innovative concepts and meticulous craftsmanship to produce surfaces that inspire and captivate. Whether used in residential or commercial settings, our collections elevate your environment, making every space a reflection of style, personality, and refined taste. More than just design, they represent a commitment to pushing creative boundaries and achieving excellence in every detail. Each unique sintered stone collection brings a touch of brilliance to your space. Meticulously crafted with exceptional design and unparalleled quality, every piece showcases high-grade materials and exquisite craftsmanship. These stunning surfaces not only elevate your home decor but also offer a fresh, inspiring visual experience, transforming ordinary areas into extraordinary masterpieces. More than just stone, our collections embody artistry and innovation, making each space truly remarkable.





SL089  
POLISHED  
MATTE FINISH  
GOLDEN VELVET  
SIZE:1600x3200x12mm



Sintered Stone

**DESIGNTHAI**  
DEVELOPMENT


ABC continuous pattern

Background wall



SPACE APPLICATION





**DESIGNTHAI**  
DEVELOPMENT

SL090  
POLISHED  
MATTE FINISH  
GOLDEN VELVET  
SIZE:1600x3200x12mm

ABC continuous pattern



Background wall

SPACE APPLICATION





SL091  
POLISHED  
MATTE FINISH  
GOLDEN VELVET  
SIZE:1600x3200x12mm



#### SPACE APPLICATION








Sintered Stone

**DESIGNTHAI**  
DEVELOPMENT

SL092  
POLISHED  
MATTE FINISH  
GOLDEN VELVET  
SIZE:1600x3200x12mm


ABC continuous pattern



Background wall

SPACE APPLICATION





**DESIGNTHAI**  
DEVELOPMENT

SL093  
POLISHED  
MATTE FINISH  
GOLDEN VELVET  
SIZE:1600x3200x12mm

ABC continuous pattern



Background wall

SPACE APPLICATION







Sintered Stone

**DESIGNTHAI**  
DEVELOPMENT

SL094  
POLISHED  
MATTE FINISH  
GOLDEN VELVET  
SIZE:1600x3200x12mm

ABC continuous pattern

Background wall



SPACE APPLICATION



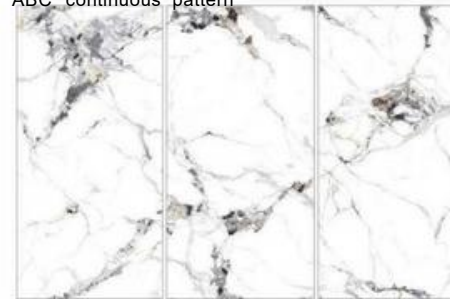




**DESIGNTHAI**  
DEVELOPMENT

SL095  
POLISHED  
MATTE FINISH  
GOLDEN VELVET  
SIZE:1600x3200x12mm


ABC continuous pattern



Background wall

SPACE APPLICATION





**DESIGNTHAI**  
DEVELOPMENT

SL095  
POLISHED  
SIZE:1600x3200x12mm

ABC continuous pattern



Background wall

SPACE APPLICATION

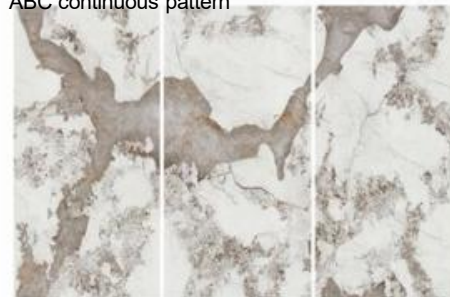






SL096  
POLISHED  
MATTE FINISH  
SIZE:1600x3200x12mm

ABC continuous pattern



Background wall

SPACE APPLICATION








SL097  
POLISHED  
SIZE:1600x3200x12mm

ABC continuous pattern



Background wall

SPACE APPLICATION





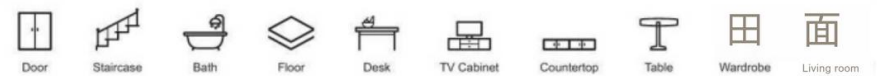
SL098  
POLISHED  
SIZE:1600x3200x12mm

ABC continuous pattern



Background wall

SPACE APPLICATION



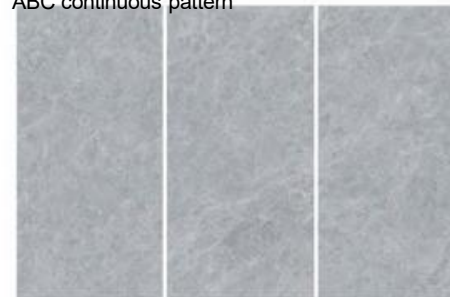




**DESIGNTHAI**  
DEVELOPMENT

SL099  
POLISHED  
SIZE:1600x3200x12mm

ABC continuous pattern



Background wall

SPACE APPLICATION





Sintered Stone

**DESIGNTHAI**  
DEVELOPMENT

SL100  
POLISHED  
SIZE:1600x3200x12mm

ABC continuous pattern



Background wall

#### SPACE APPLICATION







Sintered Stone

TAOLI

DESIGNTHAI  
DEVELOPMENT

SL0101  
POLISHED  
MATTE FINISH  
SIZE:1600x3200x12mm

ABC continuous pattern



Background wall

SPACE APPLICATION






Table laying effect

SL0102  
POLISHED  
MATTE FINISH  
SIZE:1600x3200x12mm

#### SPACE APPLICATION







Sintered Stone

**DESIGNTHAI**  
DEVELOPMENT

SL0103  
POLISHED  
SIZE:1600x3200x12mm

AB left and right continuous pattern

Background wall



SPACE APPLICATION





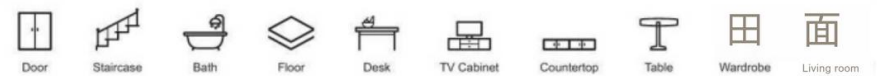
SL0104  
POLISHED  
SIZE:1600x3200x12mm

AB left and right continuous pattern



Table laying effect

#### SPACE APPLICATION







SL0105  
POLISHED  
SIZE:1600x3200x12mm



Sintered Stone

DESIGNTHAI  
DEVELOPMENT

AB left and right continuous pattern

Background wall



SPACE APPLICATION



Door



Staircase



Bath



Floor



Desk



TV Cabinet



Countertop



Table



Wardrobe



Living room




SL106  
POLISHED  
SIZE:1600x3200x12mm

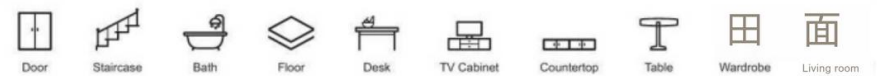


AB left and right continuous pattern

Background wall



SPACE APPLICATION







Sintered Stone

**DESIGNTHAI**  
DEVELOPMENT

Table laying effect

SL0107  
POLISHED  
MATTE FINISH  
SIZE:1600x3200x12mm

#### SPACE APPLICATION



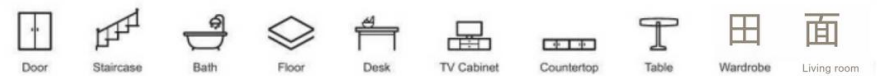


Sintered Stone

**DESIGNTHAI**  
DEVELOPMENT

SL0108  
POLISHED  
MATTE FINISH  
SIZE:1600x3200x12mm

#### SPACE APPLICATION



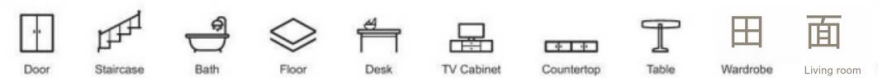




**DESIGNTHAI**  
DEVELOPMENT

SL0109  
POLISHED  
MATTE FINISH  
SIZE:1600x3200x12mm

#### SPACE APPLICATION





**DESIGNTHAI**  
DEVELOPMENT

Ground paving

SL0110  
POLISHED  
MATTE FINISH  
SIZE:1600x3200x12mm

#### SPACE APPLICATION







Wall tiling

SL0112  
POLISHED  
MATTE FINISH  
SIZE:1600x3200x12mm

#### SPACE APPLICATION





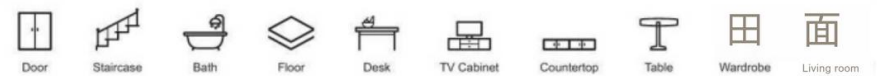
Sintered Stone

**DESIGNTHAI**  
DEVELOPMENT

Background wall

SL0113  
POLISHED  
MATTE FINISH  
SIZE:1600x3200x12mm

#### SPACE APPLICATION





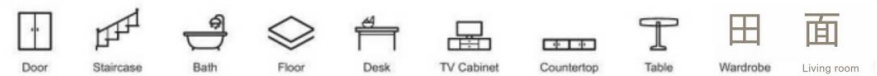


**DESIGNTHAI**  
DEVELOPMENT

Table laying effect

SL0114  
POLISHED  
SIZE:1600x3200x12mm

#### SPACE APPLICATION





Sintered Stone

**DESIGNTHAI**  
DEVELOPMENT

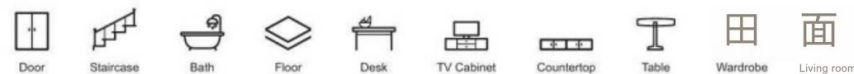
AB left and right continuous pattern

Background wall



SL0115  
POLISHED  
SIZE:1600x3200x12mm

SPACE APPLICATION







**DESIGNTHAI**  
DEVELOPMENT

Table laying effect

SL0116  
POLISHED  
SIZE:1600x3200x12mm

#### SPACE APPLICATION





**DESIGNTHAI**  
DEVELOPMENT

Table laying effect

SL0117  
POLISHED  
SIZE:1600x3200x12mm

#### SPACE APPLICATION







**DESIGNTHAI**  
DEVELOPMENT

SL0118  
POLISHED  
SIZE:1600x3200x12mm

AB left and right continuous pattern

Background wall



SPACE APPLICATION





Table laying effect

SL0119  
POLISHED  
SIZE:1600x3200x12mm

SPACE APPLICATION



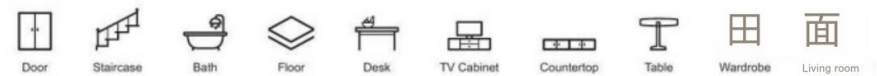




Table laying effect

SL0120  
POLISHED  
SIZE:1600x3200x12mm

#### SPACE APPLICATION





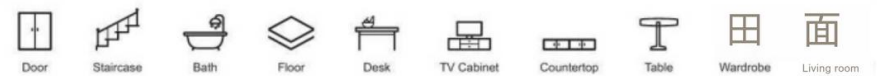
Sintered Stone

**DESIGNTHAI**  
DEVELOPMENT


Table laying effect

SL0121  
POLISHED  
SIZE:1600x3200x12mm

#### SPACE APPLICATION







SL0122  
POLISHED  
SIZE:1600x3200x12mm

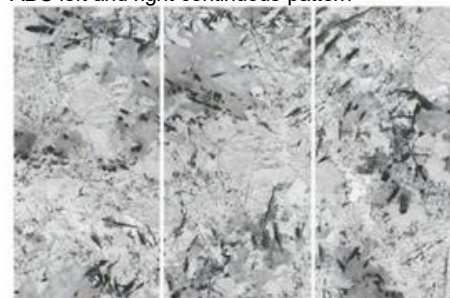


Sintered Stone

DESIGNTHAI  
DEVELOPMENT

ABC left and right continuous pattern

Background wall



SPACE APPLICATION







SL0123  
POLISHED  
SIZE:1600x3200x12mm

One stone with multiple faces

Background wall



SPACE APPLICATION








**DESIGNTHAI**  
DEVELOPMENT

SL0124  
POLISHED  
SIZE:1600x3200x12mm

One stone with multiple faces

Background wall



SPACE APPLICATION







**DESIGNTHAI**  
DEVELOPMENT

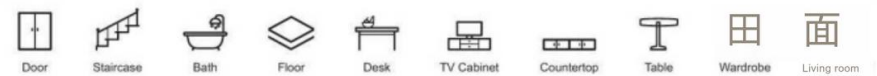
SL0125  
POLISHED  
SIZE:1600x3200x12mm

ABC Up down left right continuous lines


Background wall



SPACE APPLICATION

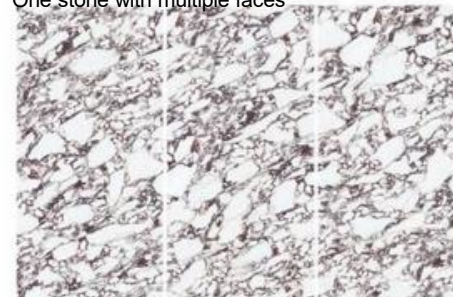






SL0126  
POLISHED  
SIZE:1600x3200x12mm

One stone with multiple faces




Background wall

#### SPACE APPLICATION



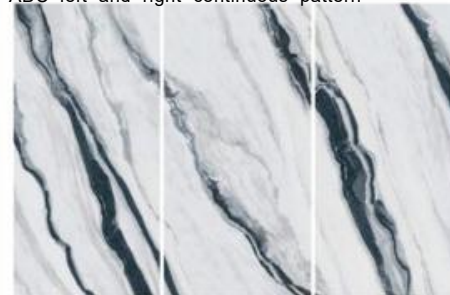




**DESIGNTHAI**  
DEVELOPMENT

SL0127  
POLISHED  
SIZE:1600x3200x12mm

ABC left and right continuous pattern



Background wall

SPACE APPLICATION







SL0128  
POLISHED  
SIZE:1600x3200x12mm

One stone with multiple faces



Ground paving

SPACE APPLICATION





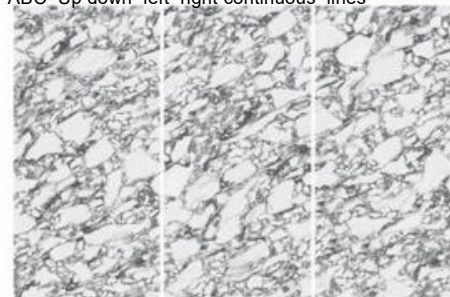
Sintered Stone

**DESIGNTHAI**  
DEVELOPMENT

SL0129  
POLISHED  
MATTE FINISH  
SIZE:1600x3200x12mm

ABC Up down left right continuous lines


Background wall



SPACE APPLICATION







SL0130  
POLISHED  
SIZE:1600x3200x12mm

ABC left and right continuous pattern



SPACE APPLICATION






Table laying effect

SL0131  
POLISHED  
SIZE:1600x3200x12mm

#### SPACE APPLICATION







Sintered Stone

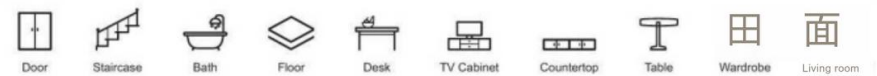
**DESIGNTHAI**  
DEVELOPMENT

AB left and right continuous pattern

Table laying effect

SL0132  
POLISHED  
SIZE:1600x3200x12mm

#### SPACE APPLICATION






Table laying effect

SL0133  
POLISHED  
SIZE:1600x3200x12mm

#### SPACE APPLICATION









Table laying effect

SL0134  
POLISHED  
SIZE:1600x3200x12mm

#### SPACE APPLICATION





Sintered Stone

**DESIGNTHAI**  
DEVELOPMENT

Table laying effect

SL0135  
POLISHED  
SIZE:1600x3200x12mm

#### SPACE APPLICATION

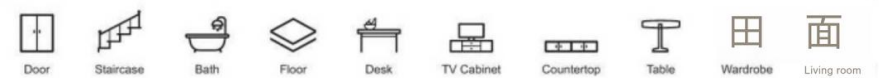


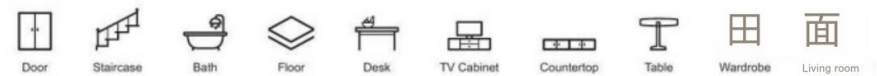




Table laying effect

SL0136  
POLISHED  
SIZE:1600x3200x12mm

#### SPACE APPLICATION





SinteredStone

**DESIGNTHAI**  
DEVELOPMENT

Table laying effect

SL0137  
POLISHED  
SIZE:1600x3200x12mm

#### SPACE APPLICATION








Table laying effect

SL0138  
POLISHED  
MATTE FINISH  
GOLDEN VELVET  
SIZE:1600x3200x12mm

#### SPACE APPLICATION





Sintered Stone

**DESIGNTHAI**  
DEVELOPMENT

Table laying effect

SL0139  
POLISHED  
SIZE:1600x3200x12mm

#### SPACE APPLICATION







Sintered Stone

DESIGNTHAI  
DEVELOPMENT

Table laying effect

SL0140  
POLISHED  
SIZE:1600x3200x12mm

#### SPACE APPLICATION





**DESIGNTHAI**  
DEVELOPMENT

Table laying effect

SL0141  
POLISHED  
SIZE:1600x3200x12mm

#### SPACE APPLICATION







Sintered Stone

**DESIGNTHAI**  
DEVELOPMENT

SL0142  
POLISHED  
SIZE:1600x3200x12mm

ABC left and right continuous pattern

Ground paving



SPACE APPLICATION





Sintered Stone

**DESIGNTHAI**  
DEVELOPMENT

SL0143  
POLISHED  
SIZE:1600x3200x12mm

ABC upper lower left and right continuous lines

Ground paving



SPACE APPLICATION

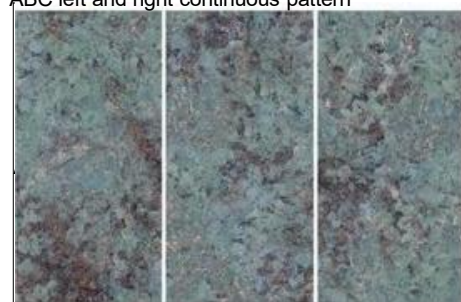






SL0144  
POLISHED  
SIZE:1600x3200x12mm

ABC left and right continuous pattern



SPACE APPLICATION

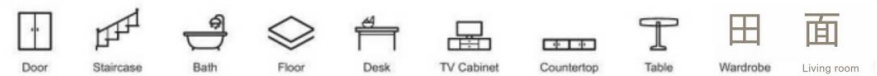






Table laying effect

SL0145  
POLISHED  
SIZE:1600x3200x12mm

#### SPACE APPLICATION







**DESIGNTHAI**  
DEVELOPMENT

Table laying effect

SL0146  
POLISHED  
SIZE:1600x3200x12mm

#### SPACE APPLICATION





Table laying effect

SL0147  
POLISHED  
MATTE FINISH  
SIZE:1600x3200x12mm

#### SPACE APPLICATION

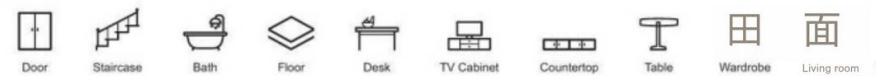






Table laying effect

SL0148  
POLISHED  
SIZE:1600x3200x12mm

#### SPACE APPLICATION





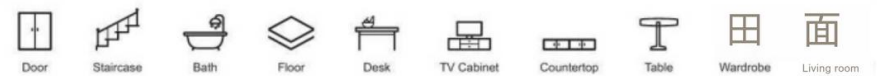
Sintered Stone

**DESIGNTHAI**  
DEVELOPMENT

Table laying effect

SL0149  
POLISHED  
SIZE:1600x3200x12mm

#### SPACE APPLICATION







Sintered Stone

**DESIGNTHAI**  
DEVELOPMENT

Table laying effect

SL0150  
POLISHED  
SIZE:1600x3200x12mm

#### SPACE APPLICATION

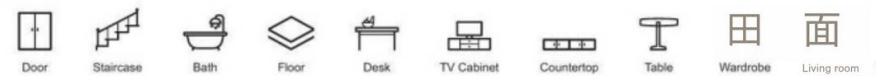




Ground paving

SL0151  
POLISHED  
SIZE:1600x3200x12mm

#### SPACE APPLICATION







Sintered Stone

DESIGNTHAI  
DEVELOPMENT

© Copyright 2023 by Ceramiche Atlas Concorde S.p.A.

AB left and right continuous pattern

Table laying effect

SL0152  
POLISHED  
SIZE:1600x3200x12mm

#### SPACE APPLICATION





Sintered Stone

**DESIGNTHAI**  
DEVELOPMENT

Table laying effect

SL0153  
POLISHED  
SIZE:1600x3200x12mm

#### SPACE APPLICATION







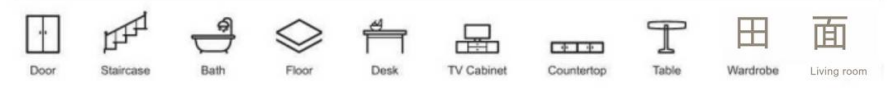
Sintered Stone



Wall and floor tiling

SL0154  
POLISHED  
SIZE:1600x3200x12mm

SPACE APPLICATION





Sintered Stone

**DESIGNTHAI**  
DEVELOPMENT

Table laying effect

SL0155  
POLISHED  
SIZE:1600x3200x12mm

#### SPACE APPLICATION







**DESIGNTHAI**  
DEVELOPMENT

Table laying effect

SL0156  
POLISHED  
SIZE:1600x3200x12mm

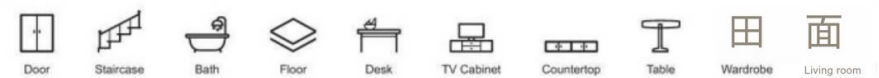
#### SPACE APPLICATION






SL0157  
POLISHED  
SIZE:1600x3200x12mm

#### SPACE APPLICATION







**DESIGNTHAI**  
DEVELOPMENT

Table laying effect

SL0158  
POLISHED  
SIZE:1600x3200x12mm

#### SPACE APPLICATION





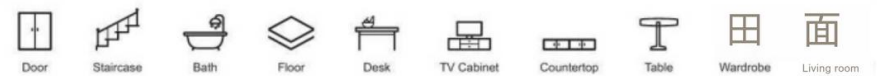
Sintered Stone

**DESIGNTHAI**  
DEVELOPMENT

Background wall

SL0159  
POLISHED  
SIZE:1600x3200x12mm

#### SPACE APPLICATION





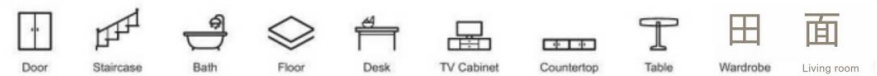


**DESIGNTHAI**  
DEVELOPMENT

Ground paving

SL0160  
POLISHED  
SIZE:1600x3200x12mm

#### SPACE APPLICATION





**DESIGNTHAI**  
DEVELOPMENT

Table laying effect

SL0161  
POLISHED  
SIZE:1600x3200x12mm

#### SPACE APPLICATION







Table laying effect

SL0162  
POLISHED  
SIZE:1600x3200x12mm

#### SPACE APPLICATION





Sintered Stone

**DESIGNTHAI**  
DEVELOPMENT

Table laying effect

SL0163  
POLISHED  
SIZE:1600x3200x12mm

#### SPACE APPLICATION

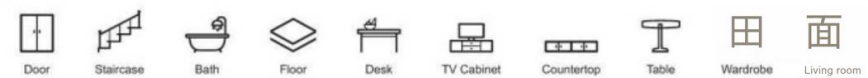






Table laying effect

SL0164  
POLISHED  
SIZE:1600x3200x12mm

#### SPACE APPLICATION



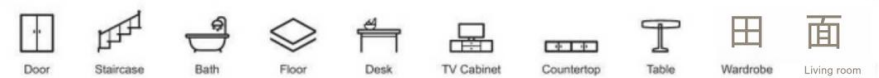


DESIGNTHAI  
DEVELOPMENT

Table laying effect

SL0165  
POLISHED  
SIZE:1600x3200x12mm

#### SPACE APPLICATION







Sintered Stone

**DESIGNTHAI**  
DEVELOPMENT

Table laying effect

SL0166  
POLISHED  
SIZE:1600x3200x12mm

#### SPACE APPLICATION





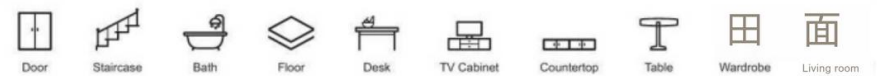
Sintered Stone

**DESIGNTHAI**  
DEVELOPMENT

Table laying effect

SL0167  
POLISHED  
SIZE:1600x3200x12mm

#### SPACE APPLICATION







**DESIGNTHAI**  
DEVELOPMENT

Table laying effect

SL0168  
POLISHED  
SIZE:1600x3200x12mm

#### SPACE APPLICATION

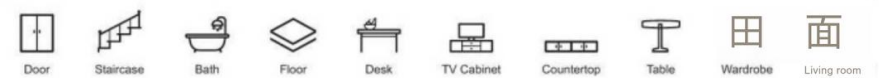




Table laying effect

SL0169  
POLISHED  
SIZE:1600x3200x12mm

#### SPACE APPLICATION







Sintered Stone

**DESIGNTHAI**  
DEVELOPMENT

Table laying effect

SL0170  
POLISHED  
SIZE:1600x3200x12mm

#### SPACE APPLICATION







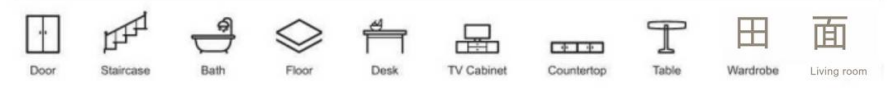
Sintered Stone

**DESIGNTHAI**  
DEVELOPMENT



Table laying effect

SL0171  
POLISHED  
SIZE:1600x3200x12mm

SPACE APPLICATION







Sintered Stone

DESIGNTHAI  
DEVELOPMENT

SL0172  
POLISHED  
SIZE:1600x3200x12mm


ABC upper lower left and right continuous lines



Table laying effect

SPACE APPLICATION

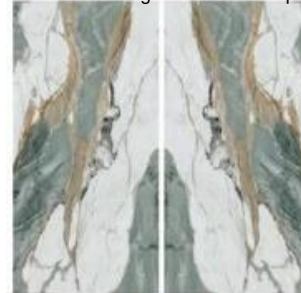




SL0173  
POLISHED  
SIZE:1600x3200x12mm

AB left and right continuous pattern

Wall tiling



SPACE APPLICATION







Sintered Stone

**DESIGNTHAI**  
DEVELOPMENT

Table laying effect

SL0174  
POLISHED  
SIZE:1600x3200x12mm

#### SPACE APPLICATION





SL0175  
POLISHED  
SIZE:1600x3200x12mm

AB left and right continuous pattern



Table laying effect

SPACE APPLICATION



Door



Staircase



Bath



Floor



Desk



TV Cabinet



Countertop



Table



Wardrobe



Living room





Sintered Stone

**DESIGNTHAI**  
DEVELOPMENT

Table laying effect

SL0176  
POLISHED  
SIZE:1600x3200x12mm

g forming process and flexi

#### SPACE APPLICATION





Sintered Stone

**DESIGNTHAI**  
DEVELOPMENT

Ground paving

SL0177  
POLISHED  
SIZE:1600x3200x12mm

#### SPACE APPLICATION

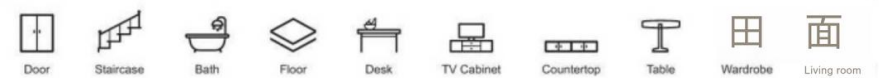


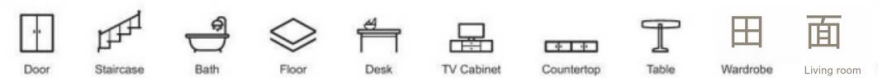





Table laying effect

SL0178  
POLISHED  
SIZE:1600x3200x12mm

#### SPACE APPLICATION





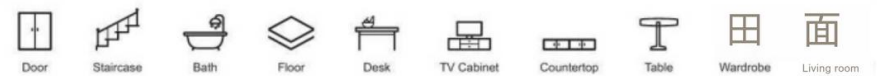
Sintered Stone

DESIGNTHAI  
DEVELOPMENT

Table laying effect

SL0179  
POLISHED  
SIZE:1600x3200x12mm

#### SPACE APPLICATION







Sintered Stone

**DESIGNTHAI**  
DEVELOPMENT

Table laying effect

SL0180  
POLISHED  
SIZE:1600x3200x12mm

#### SPACE APPLICATION







Sintered Stone

**DESIGNTHAI**  
DEVELOPMENT

Table laying effect

SL0181  
POLISHED  
SIZE:1600x3200x12mm

#### SPACE APPLICATION







**DESIGNTHAI**  
DEVELOPMENT

Table laying effect

SL0182  
POLISHED  
SIZE:1600x3200x12mm

#### SPACE APPLICATION







SL0183  
POLISHED  
SIZE:1600x3200x12mm

#### SPACE APPLICATION





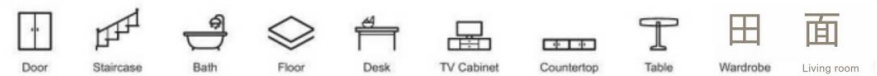
V



**DESIGNTHAI**  
DEVELOPMENT

SL0184  
POLISHED  
SIZE:1600x3200x12mm

#### SPACE APPLICATION



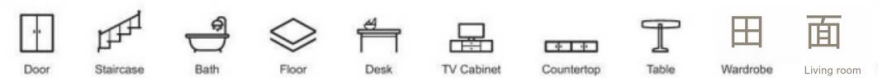




**DESIGNTHAI**  
DEVELOPMENT

SL0185  
POLISHED  
SIZE:1600x3200x12mm

#### SPACE APPLICATION







Sintered Stone

**DESIGNTHAI**  
DEVELOPMENT

Table laying effect

SL0186  
POLISHED  
SIZE:1600x3200x12mm

#### SPACE APPLICATION

